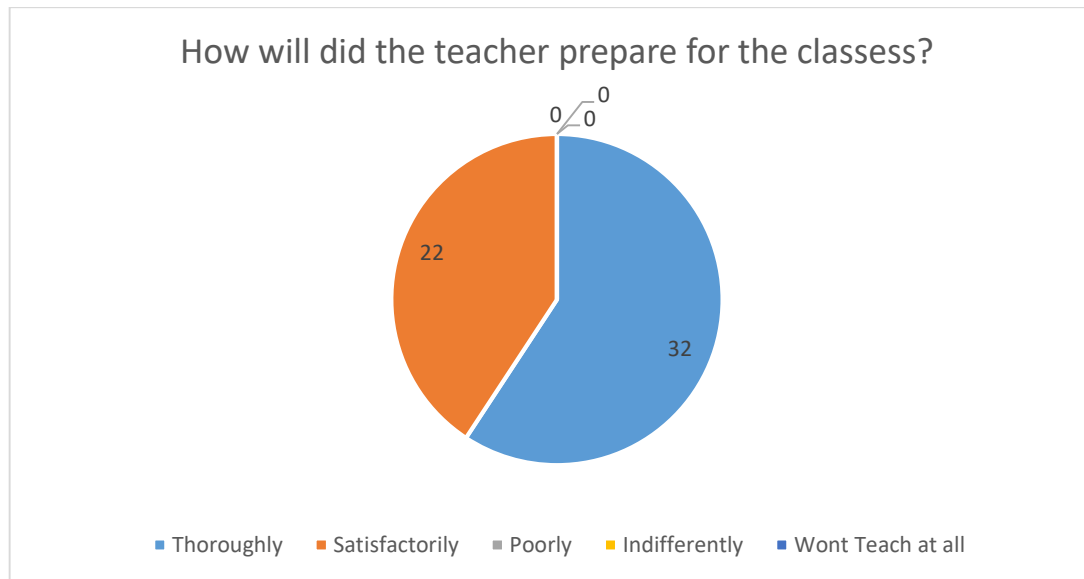
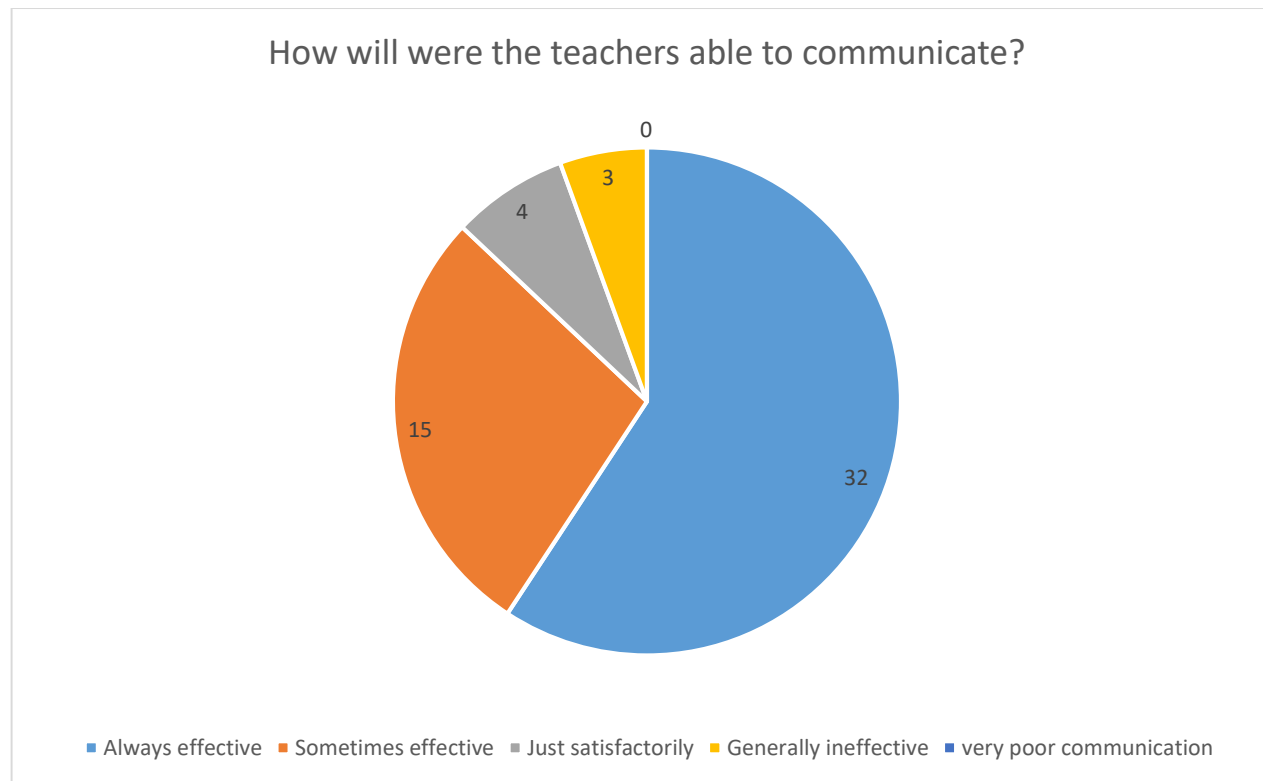


Data Analysis of 54 Samples of SSS for Year 2021-2022

SHRI SAMPTARAO MANE MAHAVIDYALAYA , KHANAPUR					
STUDENTS STATISFICATION SURVEY(SSS)2021-22 FEEDBACK ANALYSIS					
Q1	Opt.1	Opt.2	Opt.3	Opt.4	Opt.5
	Thoroughly	Satisfactorily	Poorly	Indifferently	Wont Teach at all
Students opinion	32	22	0	0	0

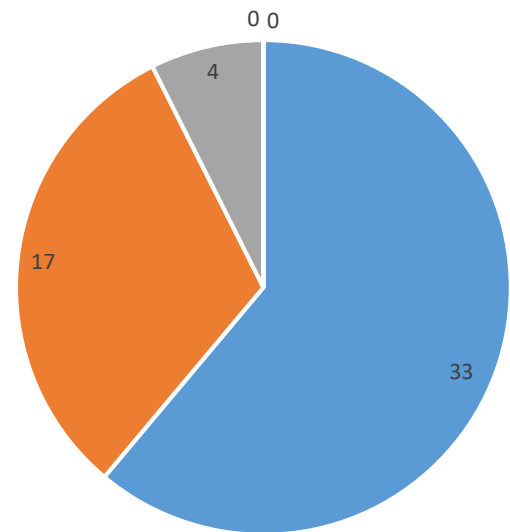


SHRI SAMPTARAO MANE MAHAVIDYALAYA , KHANAPUR					
STUDENTS STATISFICATION SURVEY(SSS)2021-22 FEEDBACK ANALYSIS					
Q2	Opt.1	Opt.2	Opt.3	Opt.4	Opt.5
	Always effective	Sometimes effective	Just satisfactorily	Generally ineffective	very poor communication
Students opinion	32	15	4	3	0



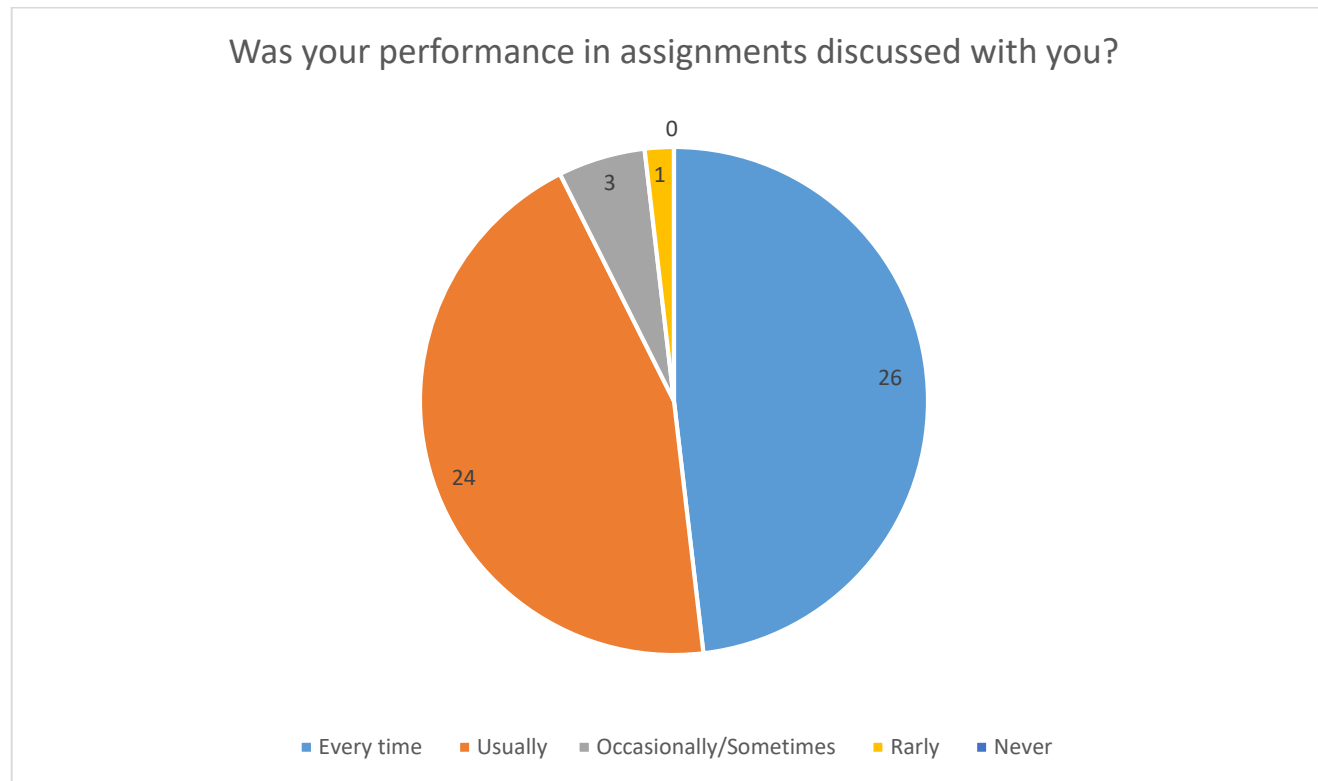
SHRI SAMPTARAO MANE MAHAVIDYALAYA , KHANAPUR					
STUDENTS STATISFICATION SURVEY(SSS)2021-22 FEEDBACK ANALYSIS					
Q3	Opt.1	Opt.2	Opt.3	Opt.4	Opt.5
	Excllent	very good	Good	Fair	Poor
Students opinion	33	17	4	0	0

The teachers approach to teaching can best be described as

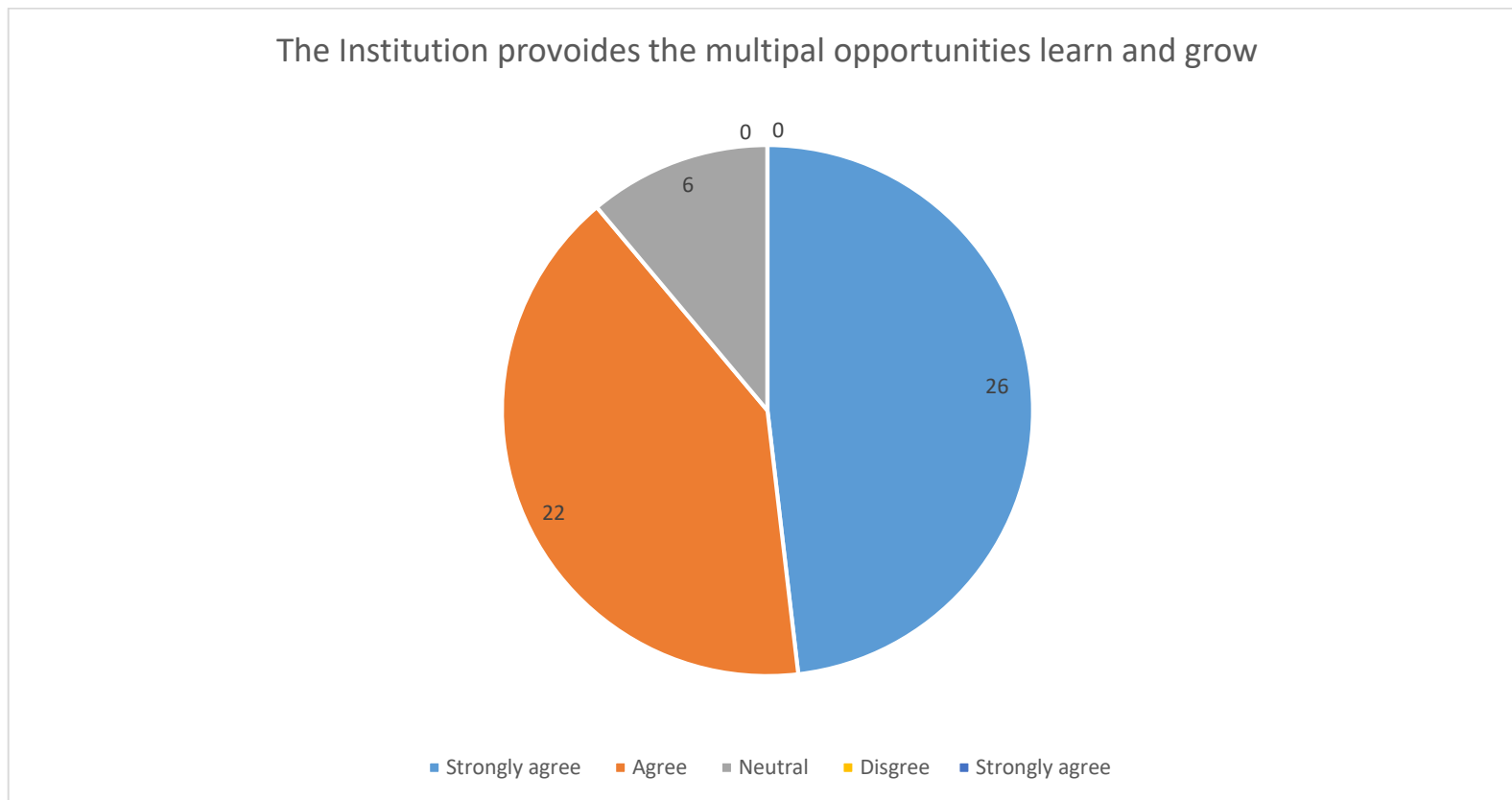


■ Excllent ■ very good ■ Good ■ Fair ■ Poor

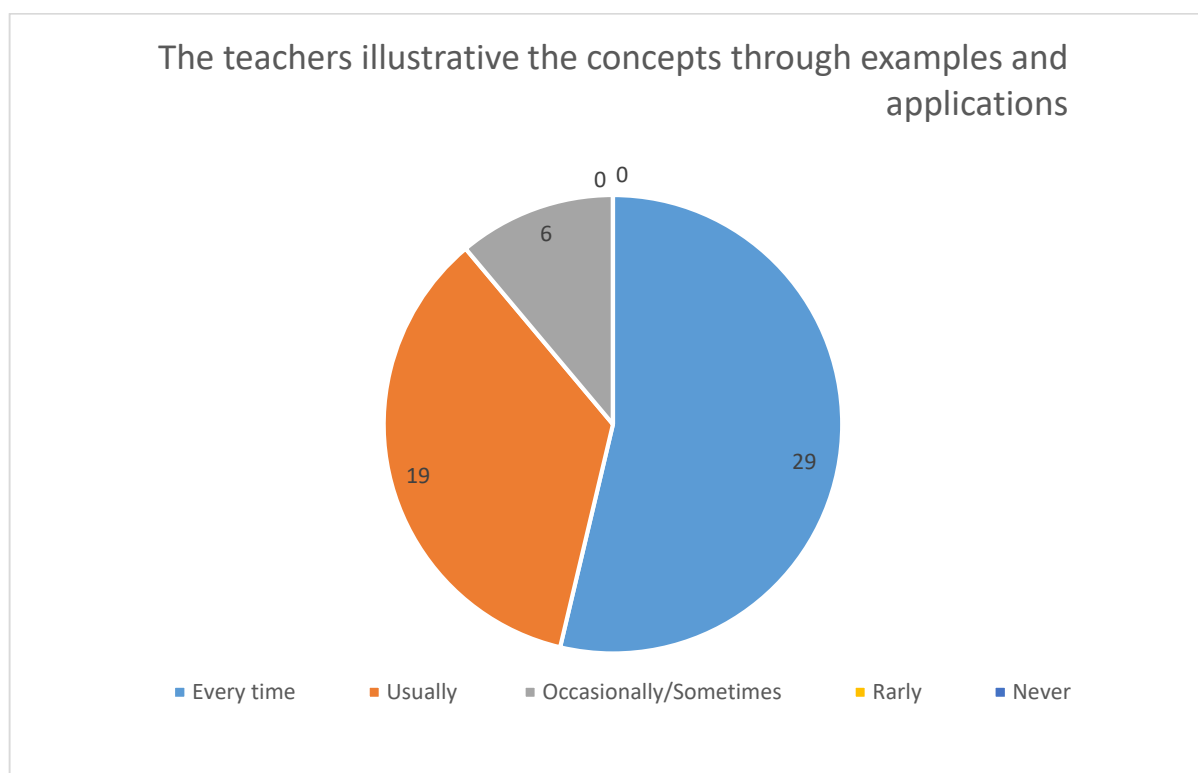
SHRI SAMPTARAO MANE MAHAVIDYALAYA , KHANAPUR					
STUDENTS STATISFICATION SURVEY(SSS)2021-22 FEEDBACK ANALYSIS					
Q4	Opt.1	Opt.2	Opt.3	Opt.4	Opt.5
	Every time	Usually	Occasionally/Sometimes	Rarly	Never
Students opinion	26	24	3	1	0



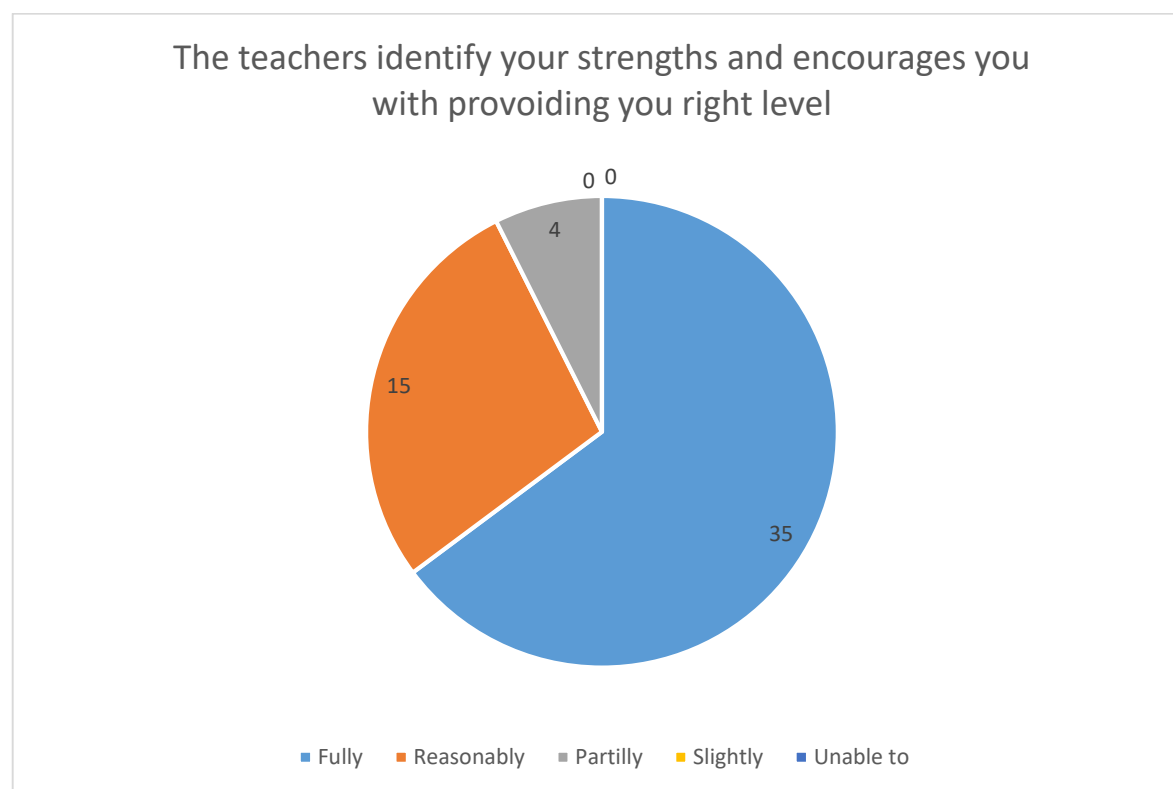
SHRI SAMPTARAO MANE MAHAVIDYALAYA , KHANAPUR					
STUDENTS STATISFICATION SURVEY(SSS)2021-22 FEEDBACK ANALYSIS					
Q5	Opt.1	Opt.2	Opt.3	Opt.4	Opt.5
	Strongly agree	Agree	Neutral	Disgree	Strongly agree
Students opinion	26	22	6	0	0



SHRI SAMPTARAO MANE MAHAVIDYALAYA , KHANAPUR					
STUDENTS STATISFICATION SURVEY(SSS)2021-22 FEEDBACK ANALYSIS					
Q6	Opt.1	Opt.2	Opt.3	Opt.4	Opt.5
	Every time	Usually	Occasionally/Sometimes	Rarly	Never
Students opinion	29	19	6	0	0

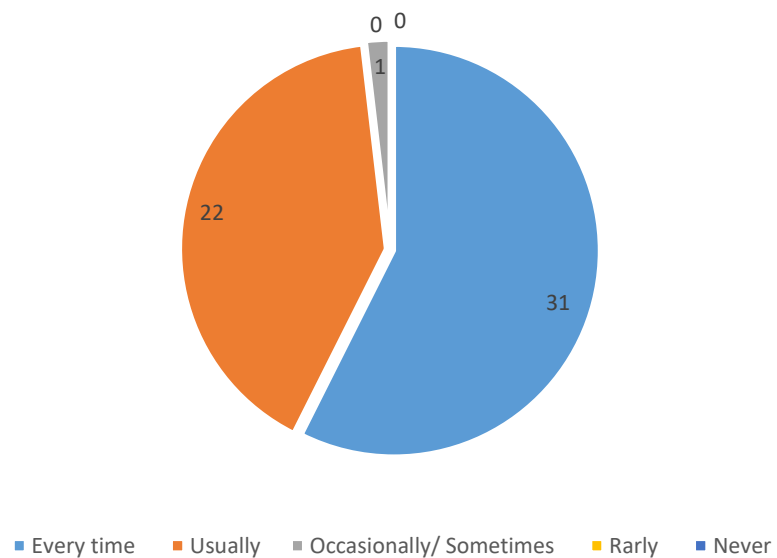


SHRI SAMPTARAO MANE MAHAVIDYALAYA , KHANAPUR					
STUDENTS STATISFICATION SURVEY(SSS)2021-22 FEEDBACK ANALYSIS					
Q7	Opt.1	Opt.2	Opt.3	Opt.4	Opt.5
	Fully	Reasonably	Partilly	Slightly	Unable to
Students opinion	35	15	4	0	0

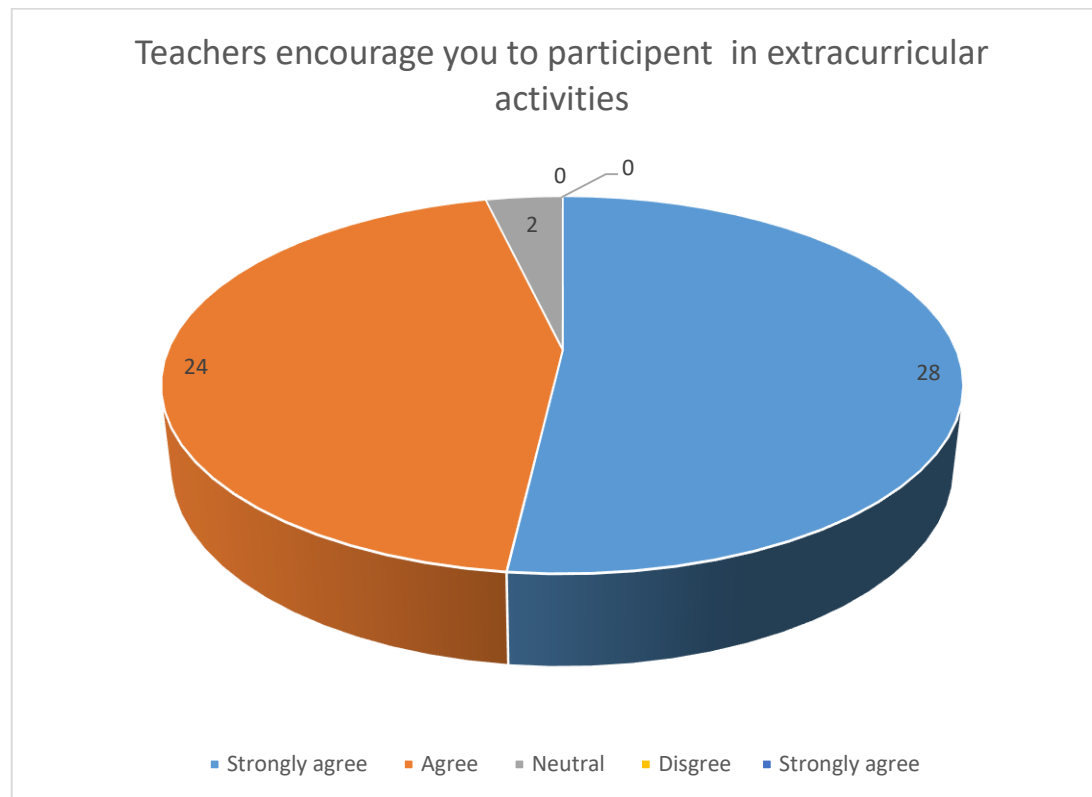


SHRI SAMPTARAO MANE MAHAVIDYALAYA , KHANAPUR					
STUDENTS STATISFICATION SURVEY(SSS)2021-22 FEEDBACK ANALYSIS					
Q8	Opt.1	Opt.2	Opt.3	Opt.4	Opt.5
	Every time	Usually	Occasionally/ Sometimes	Rarly	Never
Students opinion	31	22	1	0	0

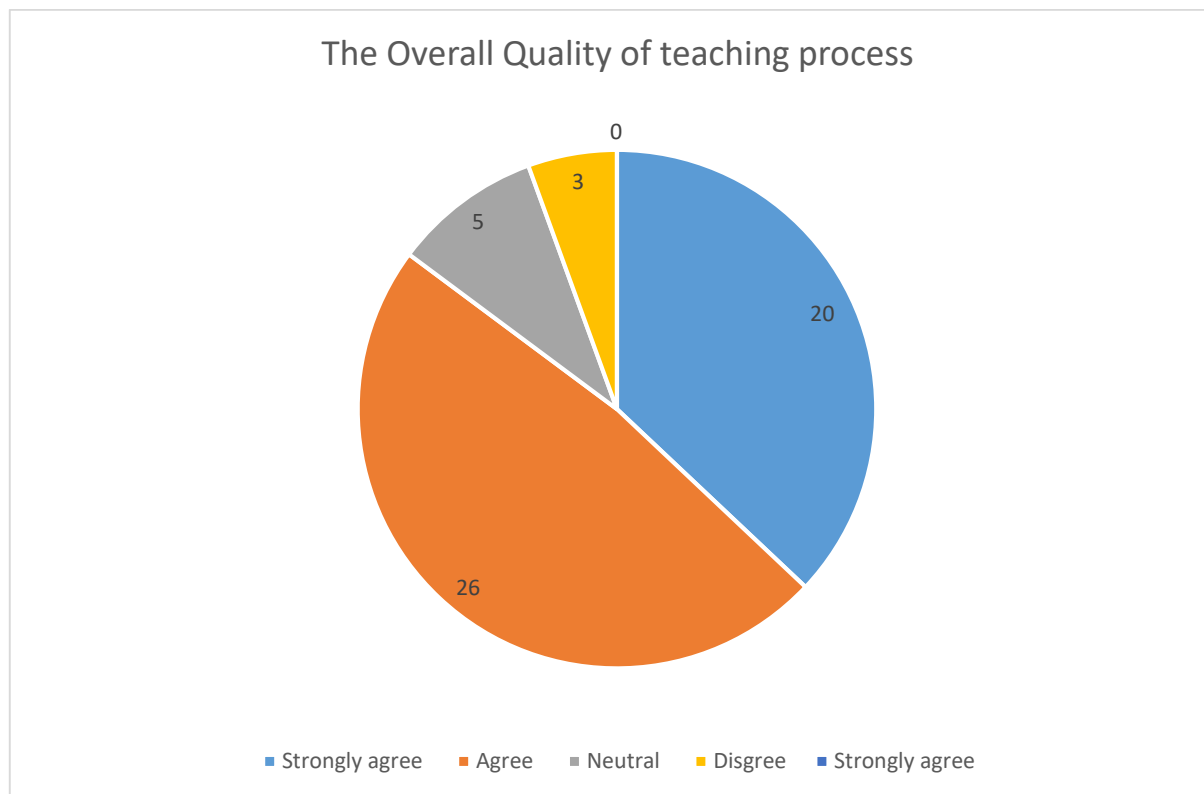
Teachers are able to identify the your weaknesses and help you to overcome them.



SHRI SAMPTARAO MANE MAHAVIDYALAYA , KHANAPUR					
STUDENTS STATISFICATION SURVEY(SSS)2021-22 FEEDBACK ANALYSIS					
Q9	Opt.1	Opt.2	Opt.3	Opt.4	Opt.5
	Strongly agree	Agree	Neutral	Disgree	Strongly agree
Students opinion	28	24	2	0	0



SHRI SAMPTARAO MANE MAHAVIDYALAYA , KHANAPUR					
STUDENTS STATISFICATION SURVEY(SSS)2021-22 FEEDBACK ANALYSIS					
Q. 10	Opt.1	Opt.2	Opt.3	Opt.4	Opt.5
	Strongly agree	Agree	Neutral	Disgree	Strongly agree
	20	26	5	3	0



Data Analysis of 52 Samples of SSS for Year 2021-2022

SHRI SAMPTARAO MANE MAHAVIDYALAYA , KHANAPUR					
STUDENTS STATISFICATION SURVEY(SSS)2021-22 FEEDBACK ANALYSIS					
Q1	Opt.1	Opt.2	Opt.3	Opt.4	Opt.5
	Thoroughly	Satisfactorily	Poorly	Indifferently	Wont Teach at all
Students opinion	32	22	0	0	0
Q2	Opt.1	Opt.2	Opt.3	Opt.4	Opt.5
	Always effective	Sometimes effective	Just satisfactorily	Generally ineffective	very poor communication
Students opinion	32	15	4	3	0
Q3	Opt.1	Opt.2	Opt.3	Opt.4	Opt.5
	Excllent	very good	Good	Fair	Poor
Students opinion	33	17	4	0	0
Q4	Opt.1	Opt.2	Opt.3	Opt.4	Opt.5
	Every time	Usually	Occasionally/Sometimes	Rarly	Never
Students opinion	26	24	3	1	0
Q5	Opt.1	Opt.2	Opt.3	Opt.4	Opt.5
	Strongly agree	Agree	Neutral	Disgree	Strongly agree
Students opinion	26	22	6	0	0
Q6	Opt.1	Opt.2	Opt.3	Opt.4	Opt.5
	Every time	Usually	Occasionally/Sometimes	Rarly	Never
Students opinion	29	19	6	0	0

Q7	Opt.1	Opt.2	Opt.3	Opt.4	Opt.5
	Fully	Reasonably	Partilly	Slightly	Unable to
Students opinion	35	15	4	0	0
Q8	Opt.1	Opt.2	Opt.3	Opt.4	Opt.5
	Every time	Usually	Occasionally/ Sometimes	Rarly	Never
Students opinion	31	22	1	0	0
Q9	Opt.1	Opt.2	Opt.3	Opt.4	Opt.5
	Strongly agree	Agree	Neutral	Disgree	Strongly agree
Students opinion	28	24	2	0	0
Q10	Strongly agree	Agree	Neutral	Disgree	Strongly agree
	20	26	5	3	0

271

SHRI SAMPATRAO MANE MAHAVIDHYALAYA KHANAPUR

STUDENT SATISFACTION SURVEY (SSS)
2021-2022

Student Name-

Class -

The following are questions for the online student satisfaction survey regarding teaching learning process.

1. How well did the teachers prepare for the classes?

- Thoroughly
- Satisfactorily
- Poorly
- Indifferently
- Won't teach at all

2. How well were the teachers able to communicate?

- Always effective
- Sometimes effective
- Just satisfactorily
- Generally ineffective
- Very poor communication

3. The teacher's approach to teaching can best be described as

- Excellent
- Very good
- Good
- Fair
- Poor

4. Was your performance in assignments discussed with you?

- Every time
- Usually
- Occasionally/Sometimes
- Rarely
- Never
-

5. The institution provides multiple opportunities to learn and grow.

- Strongly agree
- Agree
- Neutral
- Disagree
- Strongly disagree

6. The teachers illustrate the concepts through examples and applications.

- Every time
- Usually
- Occasionally/Sometimes
- Rarely
- Never

7. The teachers identify your strengths and encourage you with providing right level of challenges

- Fully
- Reasonably
- Partially
- Slightly
- Unable to

STUDENT SIGNATURE

8. Teachers are able to identify your weaknesses and help you to overcome them

- Every time
- Usually
- Occasionally/Sometimes
- Rarely
- Never

9. Teachers encourage you to participate in extracurricular activities.

- Strongly agree
- Agree
- Neutral
- Disagree
- Strongly disagree

10. The overall quality of teaching-learning process in your institute is very good

- Strongly agree
- Agree
- Neutral
- Disagree
- Strongly disagree